

5" submersible centrifugal multistage pump made of stainless steel AISI 304 and noryl, suitable for the movement of clean water from wells, tanks for irrigation systems. The double mechanical seal ensures long life and improved reliability. There is no need for a starter box as the capacitors are installed in the pumping unit allowing a neater installation.



### SPECIFICATIONS

- Maximum working pressure: 10 bar
- Maximum liquid temperature: 35°C according EN 60335-2-41 for domestic uses 40°C for other uses
- Installation: in horizontal and vertical position
- Maximum immersion: 20 m (10 m with float switch)

### MATERIALS

- External casing, motor casing, casing cover and closing ring in AISI 304
- Impeller, diffuser and spacer in tecnopolymer
- Shaft in AISI 416
- Upper mechanical seal in carbon/ceramic/NBR, lower mechanical seal in SiC/Carbon/NBR

### TECHNICAL DATA

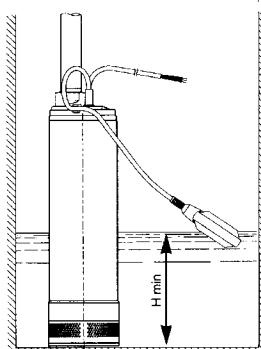
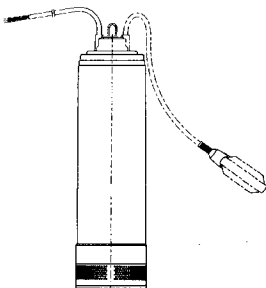
- Asincronous 2 poles motor cooled by the pumped liquid
- Insulation class F
- Protection degree IP68
- 1~230V +- 10% 50Hz, 3~400V +-10% 50Hz
- Permanent split capacitor and automatic thermal overload protection for single-phase version
- Thermal protection to be provided by the user for three-phase version
- DNM 1<sup>3/4</sup>

### DIMENSIONAL TABLE

Pump type		(mm)	Weight	
		H	kg	
Single-phase	Three-phase		1-	3-
IDROGO M 40/06*	-	513	13	13
IDROGO M 40/08	IDROGO 40/08	513	15	15
IDROGO M 40/10	IDROGO 40/10	539	16	16
IDROGO M 40/12	IDROGO 40/12	590	17	17
IDROGO M 40/15	IDROGO 40/15	616	18	18
IDROGO M 80/12	IDROGO 80/12	540	16	16
IDROGO M 80/15	IDROGO 80/15	564	17	17
-	IDROGO 80/20	590	18	18

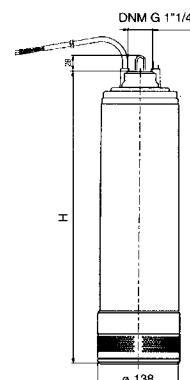
\* Supplied with 5 m cable length type HØ7RN-F

Single phase version with float switch (upon request)

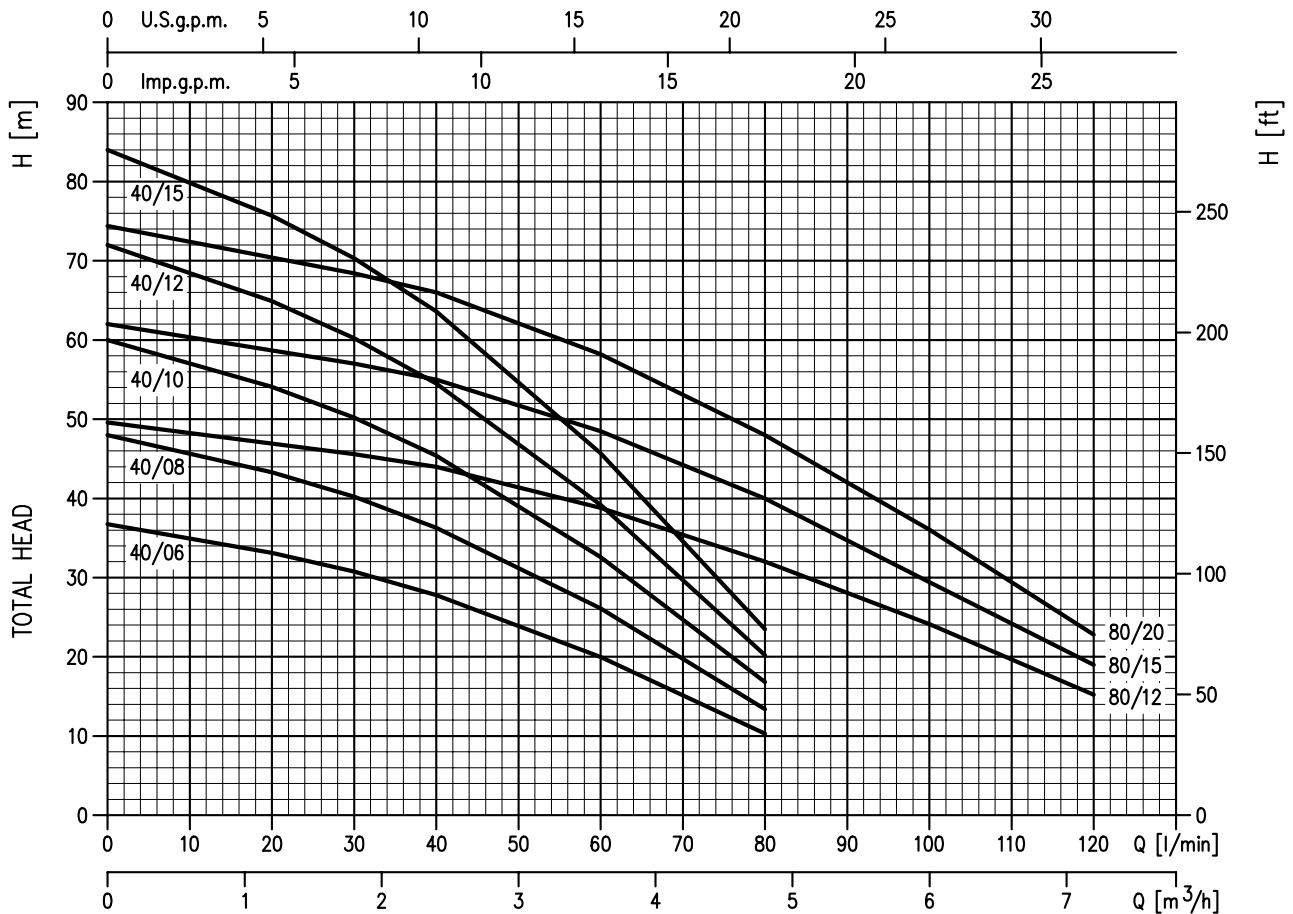


When using the pump in a pit, the recommended minimum size of the pit is 600 mm x 600 mm x 600 mm to allow unrestricted movement of the automatic float switch

Dimensions



### PERFORMANCE CURVES (according to ISO 9906 Annex A)



### PERFORMANCE TABLE

Pump type		kW	Capacitor		Absorbed Current (A)		l/min m³/h	Q=Capacity						
Single-phase 230V 50Hz	Three-phase 400V 50Hz		µF	V <sub>c</sub>	1~	3~ 400V		20	30	40	60	80	100	120
								H=Total head						
IDROGO M 40/06	-	0,45	16	450	3,8	-		33,1	30,8	27,8	20	10,3	-	-
IDROGO M 40/08	IDROGO 40/08	0,6	16	450	4,3	1,9		43,3	40,2	36,3	26,1	13,4	-	-
IDROGO M 40/10	IDROGO 40/10	0,75	20	450	5,7	2,2		54,1	50,2	45,4	32,6	16,8	-	-
IDROGO M 40/12	IDROGO 40/12	0,9	20	450	6,8	2,4		64,9	60,2	54,5	39,2	20,2	-	-
IDROGO M 40/15	IDROGO 40/15	1,1	31,5	450	7,3	3,0		75,7	70,3	63,6	45,7	23,5	-	-
IDROGO M 80/12	IDROGO 80/12	0,9	20	450	6,4	2,3		-	45,6	44	38,8	32	23,2	15,2
IDROGO M 80/15	IDROGO 80/15	1,1	31,5	450	7,5	3,1		-	57	55	48,5	40	28	19
-	IDROGO 80/20	1,5	-	-	-	3,5		-	68,4	66	58,2	48	34,8	22,8